

# Louisville 2006

Wednesday, June 21 through Saturday, June 24, 2006

## Official Presenters

### Wednesday, June 21, 2006

Welcome Banquet Keynote Speaker Kenneth vonRoenn: "A New Millennium; a New Direction: The Birth of Architectural Glass Art"

The evening will begin with glass blowing demonstrations and an opportunity to shop at the Glassworks' gift shops. Dinner will conclude with a speech by Mr. vonRoenn

**Kenneth vonRoenn, Jr., Architectural Glass Art, Inc., Louisville, KY**




VonRoenn has executed hundreds of projects nationally and internationally, including the world's largest glass sculpture, which crowns the top of First Union Bank in Charlotte, North Carolina. His work has been published in numerous books and in every significant design magazine. He has executed more than 750 commissions throughout the US and overseas in the Middle East, Mexico and the Caribbean. He recently was named one of the 25 Most Influential People in the Arts in the Mid-West.

### Thursday, June 22, 2006

C. Z. Lawrence: "An Evolution of Style through Design"

**C.Z. Lawrence, Philadelphia, Pennsylvania**



2006 is the 50<sup>th</sup> Anniversary of Mr. Lawrence's apprenticeship. He will take us on the life journey that developed his personal concept of style, including some of the side paths along the way.


After completing his apprenticeship at the R. H. Buenz Studio, Lawrence continued his studies at the Pratt Institute in Brooklyn. He was worked for numerous major studios, including 16 years at the Willet Studio in Philadelphia.

Among his noted design commissions are windows for the Washington D.C. Mormon Temple; Gortex Manufacturing Co.; five windows for the Washington National Cathedral; and Saint Mary's at the Cathedral in Andorra, PA, which he completed with the help of his eldest daughter. Lawrence was the second artist to receive the SGAA Lifetime Achievement Award. He would like to thank everyone who contributed to his career, especially R.H. Buenz, whose kindness and patience made it all possible.

Lisa Di Campli and Peter Heijman: *Anatomy of Restoration Projects*

Although there are conservation and regulatory differences between countries, this presentation will focus on techniques and similarities. The steps of restoration will be detailed, including project evaluation, specifics on stained glass painting techniques and safety considerations.

**Lisa Di Campli; Di Campli Glass Studio, The Hague**



Di Campli specializes in stained glass painting for both new and restoration work. She is an engineer and worked for 12 years in the environmental field, doing stained glass on the side. For the last six years, she has been doing glass full time. Prior to beginning her studio, she studied stained glass techniques in Montreal and Brussels, and then worked at a glass studio in The Hague, refining her glazier skills and teaching stained glass painting.

**Peter Heijman, Glasatelier Oud Rijswijk, The Hague**



Heijman is a second-generation glazier and studio owner. As one of the premier glass studios in the Netherlands, his focus is on both creating new panels and the restoration of nationally recognized and museum-quality stained glass, many of which incorporate stained glass painting. He attributes his success to several factors, including an individualized approach to each project and the use/development of new techniques to meet conservation goals. In his view, doing the job efficiently also means doing it safely. A profile of Glasatelier Oud Rijswijk was featured in the Fall 2005 issue of *The Stained Glass Quarterly*.

### Saturday, June 24, 2006

Karen Mulder: "Chasing the Light: A Review of the Impact of German Glass Designers after 1959"

Ms. Mulder, has just completed an intensive study of Germany's post-war stained glass artists. Mulder's lecture will explore the impact that German designers, such as Schaffrath, Schreiter, Poensgen, Klos and Meistermann, made on glass artists. The presentation will encourage discussion from the floor.

**Karen L. Mulder, University of Virginia**

An Art and architectural historian, Mulder will complete her dissertation at the University of Virginia in 2006, describing how the postwar context in Germany fostered a uniquely innovative movement in glass design. Her initial research on Johannes Schreiter and postwar German glass received recognition for distinguished intellectual achievement at Yale University, where she was the Menil Scholar of Visual Art.



Dennis Harmon, Jim Piercey, Andy Young and Karen Mulder: “A Discussion of the German Movement”

These three well-known stained glass designers have all had an opportunity to study under German artists and will offer for discussion how the German movement has influenced their sense of design.

**Dennis Harmon, Emmanuel Stained Glass Studio, Nashville, TN; Past SGAA President**



Harmon’s German influence began in 1981 with studies under Ludwig Schaffrath. The primary topic of stained glass design was the architectural influence and its impact on the environment. More importantly, Harmon was taught to constantly ask himself, “Why am I designing this stained glass window?”



**Jim Piercey, J. Piercey Studios, Inc., Orlando, FL**

Piercey has studied under both Ludwig Schaffrath and Johannes Schreiter. His studio has completed numerous religious and public (Art-in-Public-Spaces) commissions, some of which have been recognized by various publications, awards and honors. Inspired by the work of Schaffrath, Jim has begun developing techniques in stone and glass mosaic.

**Andy Young, Pearl River Glass Studio, Inc. Jackson, MS; Current SGAA President**



Schaffrath gave Young the nuts and bolts for designing stained glass for architecture. Stockhausen was a far more spiritual influence and Young was greatly influenced by his painterly methods. Andreyev taught him discipline; the process of design is influenced by discernment. The results of his labor include many church commissions of his own design executed by the hands of a dedicated group of talented studio artists and craftsmen.

**Awards Banquet Speaker**

Ed Hamilton, Maker of Monuments: “Finding Your Muse”

While growing up in Louisville, Kentucky, and becoming a sculptor, I have had people constantly ask me how I got started in my career as a professional artist. How did I acquire commissions? How do I balance the demands of being self-employed and maintaining family obligations? How did my parents and others support me as a child to develop my artistic talents? There were times I wondered and questioned how all the pieces of this puzzle would come together. One thing that is apparent to me, I had a lot of help along the way while creating national monuments, searching for my muses, the truth and a sense of identity.


**Ed Hamilton, Ed Hamilton Studios, Inc.**



Hamilton is a graduate of the Louisville School of Art. He began his career as an apprentice under the late sculptor Barney Bright. He has received numerous honorary doctorates and art awards. Hamilton has many works in both private and corporate collections, including the Amistad Memorial, Joe Louis Memorial and the Booker T. Washington Memorial. The Speed Art Museum houses a permanent collection, “From the Other Side.”

Recently, Ed finished working on a memorial to honor York, the slave of William Clark. York was a vital part of the Lewis and Clark Expedition.

Hamilton also spends his time teaching workshops and lectures for public schools, colleges and conferences. Hamilton’s newly released autobiography, *The Birth of an Artist: A Journey of Discovery*, chronicles his artistic journey. The book will be for sale at the conference, and Hamilton will be available for signatures at the Awards Banquet.



# Louisville 2006

## Tentative Schedule of Events

### Tuesday, June 20, 2006

8:00am – 2:00pm	Golf Outing (contact Truett George at <a href="mailto:tgatagw@alltel.net">tgatagw@alltel.net</a> for signup and details)
1:00pm – 3:00pm	Early Registration
3:00pm – 5:00pm	School Board Meeting
5:00pm – 10:00pm	1 <sup>st</sup> Executive Board Meeting

### Wednesday, June 21, 2006

8:30am – 12:00pm	Committee Meetings
10:00am – 3:00pm	Registration
3:00pm – 4:30pm	General Assembly

### Glassworks Reception (4-block walk or take public trolley) (ITP \$55)

6:00pm – 7:00pm	Reception, glassblowing demo, gift shops open
7:00pm – 7:30pm	Welcome Buffet sponsored by the Stained Glass School
7:30pm – 8:00pm	Ken vonRoenn, Keynote Speaker

### Thursday, June 22, 2006 – Day Ticket \$100

8:00am – 8:30am	Breakfast Buffet
8:30am – 10:00am	1 <sup>st</sup> Business Meeting
10:00am – 11:00am	Membership Section Meetings
11:00am – 12:30pm	Lunch on Own
12:30pm – 1:30pm	C.Z. Lawrence: <i>An Evolution of Style Through Design</i>
1:30pm – 2:15pm	<i>Anatomy of Restoration Projects</i> with Lisa Di Campi and Peter Heijman
2:15pm – 3:00pm	Restoration Discussion: <i>Structural Support Systems for New and Old Stained Glass Windows</i>
3:00pm – 5:00pm	Architect's Reception and PowerPoint Presentation sponsored by Venture Tape
5:00pm	Free Evening or Dinner and Dancing on the <i>Belle of Louisville</i> (extra charge of \$32)

### Friday, June 23, 2006 Day Ticket A/B \$65, includes lunch; A/C, \$25 includes entry to racetrack

Choose a full day of Stained Glass or elect to spend your afternoon at the famous Churchill Downs.

8:30am – 12:00pm	Stained Glass Tour – A
1:00pm – 4:00pm	Stained Glass Tour – B
12:00pm	Afternoon at the Races - C
	Free Evening

### Saturday, June 24, 2006 Day Ticket \$125; ITP for Awards Reception and Banquet \$60

9:00am – 10:40am	Karen Mulder: <i>Chasing the Light: A Review of the Impact of German Glass Designers After 1959</i>
10:40am – 11:45am	Discussion of the German Movement with Dennis Harmon, Jim Piercey, Andy Young and Karen Mulder
12:00pm – 1:30pm	Member Slide Lunch
1:30pm – 3:30pm	2 <sup>nd</sup> Business Meeting
4:00pm – 5:30pm	2 <sup>nd</sup> Executive Board Meeting
6:30pm – 7:30pm	Awards Reception. Entertainment by The Walnut Street Blues Band sponsored by S. A. Bendheim
7:30pm – 8:30pm	Awards Banquet sponsored by Paul Wissmach Glass Co.
8:30pm – 9:00pm	Banquet Speaker Ed Hamilton, <i>Maker of Monuments: Finding your Muse</i>
9:00pm –	Post-Banquet Entertainment by The Walnut Street Blues Band sponsored by S. A. Bendheim

ITP: Individual Ticket Price

# Louisville 2006

## Special Conference Raffles and Live Auction

**Louisville 2006 Registration Raffle.** Every full registration for the conference will be given one FREE CHANCE to win an **Evenheat Kiln GTS 2541-13 RMII** with swing view, 2 windows, and 16" tall stand.



Retail \$2200. This studio kiln offers lots of room with superior performance and is very well known for its excellent paint firing (very even). All hot glass techniques are also possible, including fusing, slumping, and *Pate de Verre*.

Kilns Dimensions: 41" wide, 25.5" length, 13.5" deep.

The kiln will be on display at the conference. **Please note:** Winner will be responsible for arrangement and cost of shipping from the hotel to their location.

**Louisville 2006 Raffle Items:** Plan on buying lots of tickets for lots of great chances to win top-of-the-line equipment and products! **Please note:** Winner will be responsible for arrangement and cost of shipping.

**Denver Glass Machinery: SB810 Studio Model Beveling Machine.**

Retail \$1750. This extremely flexible model lets you handle everything from straight-line bevels to the tightest of inside curves. Produce brilliant cutwork, surface notching, honeycomb work and mitering. Create custom jewels or glass sculpture. Edge pieces of thick glass to fit into came.



**DHD Metals 50 lb box of restration-grade lead came.** Your choice from existing profiles. It's time to stock up on lead!



**Gemini Saw Company: Taurus 3 Ring Saw.** This latest model gives you the ability to cut in all directions; cuts all shapes with a stabilizer that gives more control and stability when cutting material of all thickness.. Includes battery-free permanent light source, built-in face shield.



**Kokomo Opalescent Glass Co.** \$1000 in Pony Cases of glass will be raffled in two allotments. These cases contain an assortment of your KOG favorites!




**Mayco Industries:** 6 spools of 24 lb came will be raffled; your choice of profile plus 10 lbs of 60/40 solder.

**Reusche and Co. of TWS is donating two \$500 gift certificates.** Now is the time to stock up on paints and stains. Don't forget about their great badger brushes!

### Louisville 2006 Live Auction

Get ready to raise your hands, tweak your ear or shout a bid. Kokomo has generously donated a platter in the style of the photo shown. This beautifully hand blown piece is valued at \$1000 and will make an exceptional addition to your hot glass collection.



*All proceeds will go toward the cost of educational programs for this and future SGAA Conferences.*

# Louisville 2006

Sunday, June 25th: Post-Conference Classes

8:30am – 3:30pm, \$185 per person

Choose one of four full-day workshops being offered by the Stained Glass School. Price includes one class and lunch. Space will be limited. Priority will be given to SGAA Affiliates and Members with a full Conference registration. All others interested will be placed on a waiting list.

## 1. Stained Glass Photography

Instructor: Richard Gross — Editor of *The Stained Glass Quarterly* and Media Director for the SGAA. Mr. Gross is a graduate of Western Kentucky University and has spent 20 years working as a professional photographer, including portrait, product, nature and stained glass photography.

**Prerequisites: None**

**Number of Students: 10**

**Materials Required: 35mm Camera with minimum of 36 exposures. Digital camera may also be used.**

Class Description: Richard Gross, editor of *The Stained Glass Quarterly* and author of the popular 14-part *Photographing Stained Glass* series, has spent 10 years photographing stained glass installations and glass art objects. This is your opportunity to learn how to photograph your panels, art glass sculptures and stained glass installations for publication, portfolios and websites.

## 2. Color Is Not a Four Letter Word

Instructor: Bob Markert — Bob has been a glass artist since 1964, with a wide range of experience in not just glass media, but in other media as well. Bob has designed and installed commissions in approximately 600 churches and synagogues around the country. As a liturgical renovation designer, Bob has designed large fabric wall hangings, chancel furniture, water features and wall carvings.

**Prerequisites: None**

**Number of Students: 10**

**Materials Required: Bring ink pens, ink or drafting pens, pan colors, any other color medium student prefers to work in.**

Class Description: This seminar will look at principles of art and design applied to the specifics of an art glass commission as a problem to be solved creatively. Color and image will be a focus. Normal design media will be used, e.g., watercolor, pens, inks, etc. Stained glass images and commissions will be shown and discussed before hands-on designs will be worked on. Members taking this session are invited to bring several slides (two or three) for inclusion in this section of the day. We will have fun investigating some of the many design processes available to the artist. Students should bring a willingness to share and interact, as well as take part in an art critique. This will be an opportunity to learn from everyone present.

## 3. Fundamentals of Glass Painting

Instructor: Don Carlos Thomas — Thomas has been in the architectural glass business for more than 30 years. After earning a Fine Arts degree from Western Kentucky University, he went on to work as a craftsman at Louisville Art Glass and later for River City Glass, and then he started his own studio, which he ran for 20 years. He now works as a staff

designer and craftsman for Architectural Glass, formerly Louisville Art Glass. Thomas has extensive experience in both design and fabrication; specializing in glass painting, he focuses primarily on ecclesiastical commissions and offers unique interpretations of age-old themes.

**Prerequisites: some experience with basic painting process**

**Number of Students: 10**

**Materials Required: none (Basic painting kits will be for sale at the conference)**

Class Description: the basics of glass painting will be presented, including the following topics: brushes and tools, glass paints and enamels, mediums, application techniques; matting, tracing, stippling, spotting, silver stains, special finishes, firing requirements. Special application techniques presented will include: stenciling, resist, silk screening and safety concerns.

## 4. Designing Glass for Architecture: Finding solutions beyond personal style by understanding the nature and needs of the architecture.

Instructors: Ken vonRoenn and Guy Kemper — Both vonRoenn and Kemper are well known for their revolutionary use of traditional and new techniques in architectural stained glass. With more than 60 years of experience between them, their ability to translate art into structure will provide a unique team of instruction and inspiration.

**Prerequisites: None**

**Number of Students: 10**

**Materials Required: Tracing paper, pencils, erasers, scale, colored pencils and/or water color paints, adjustable triangle, masking tape and anything else of particular preference.**

Description: A survey of the relevant issues to be considered in developing designs for glass in architecture, which includes pragmatic, programmatic, aesthetic and technical considerations among other considerations. Some of these issues are as follows: light intensity; direction; use of space — by whom, when, what are they doing; functional purpose of glass in the building; view behind glass; code considerations; framing; installation/transportation considerations; related forms/elements in space function of building. The class will consist of analysis of these and other topics and be accompanied by slides of projects representing how these issues were of importance in developing a design. A short design project will be assigned to each of the students. The instructors will meet individually with each student during their work to discuss their solution. The class will conclude with a review of all the designs with class discussion on the solutions presented.

# Louisville 2006

## Registration Form and Official Conference Hotel Information

### Official Hotel

The Galt House is the official conference hotel. Room rates are: \$99, Single/Double. We suggest you upgrade to the East Tower Executive Suites for only \$119 (based upon availability). Call 800.TheGalt (843-4258) to make your reservation. **Reservations must be made by May 28th to receive the SGAA Conference Rate.**

**Full Registration:** You can copy and mail the form below, call the SGAA Headquarters at 800.438-9581 or register online at [www.stainedglass.org](http://www.stainedglass.org).

**Partial/Individual Event Registration:** Call the SGAA Headquarters at 800.438-9581 or register online at [www.stainedglass.org](http://www.stainedglass.org).

*Please note: the form below can be downloaded from [www.stainedglass.org](http://www.stainedglass.org) in Adobe Acrobat format for easy printing.*

## SGAA Summer 2006 Conference Registration

**Full Registration by May 28th: Register early and save!**

*(After May 28th, SGAA Members \$300; Non-Members \$395.)*

### Rates for Full Registration by May 28th:

SGAA Members: \$265 \$ \_\_\_\_\_

Non-Members: \$365 \$ \_\_\_\_\_

Full Registration Tour Day: Please Check One

Full Day Stained Glass Tour

Morning Stained Glass Tour / Afternoon at Churchill Downs

Belle of Louisville: \$32 \$ \_\_\_\_\_

Post-Conference Workshop \$185 \$ \_\_\_\_\_

Check one class only:

- 1. Gross
- 2. Markert
- 3. Thomas
- 4. vonRoenn/Kemper

Total Amount Enclosed: \$ \_\_\_\_\_

Check Enclosed

Charge my Visa / MasterCard / American Express

Mail this form to:  
SGAA Headquarters  
10009 East 62nd St.  
Raytown, MO 64133

or fax to:  
816.737-2801.

Register online at:  
[www.stainedglass.org](http://www.stainedglass.org)

Account Number

Exp. Date

Verification Code

Name (This name will be used on Conference badges.)

Address

City

State/Province

Zip/Postal Code

Country

Phone

Fax

# Louisville 2006

Thank You to Our Conference Sponsors!



Kokomo Opalescent Glass  
PO Box 2265  
Kokomo, IN 46904-2265  
765.457-8136  
765.459-5177 fax  
www.kog.com  
koglass@kog.com



Paul Wissmach Glass Company, Inc.  
PO Box 228  
Paden City, WV 26159  
304.337-2253 ■ 304.337-8800 fax  
wissmach@rcvideo.com  
www.wissmachglass.com



Denver Glass Machinery, Inc.  
2800 South Shoshone Street  
Englewood, CO 80110  
303.781-0980  
www.denverglass.com  
info@denverglass.com

## STAINED GLASS

QUARTERLY OF THE STAINED GLASS ASSOCIATION OF AMERICA  
The Stained Glass Quarterly  
10009 East 62nd Street  
Raytown, MO 64133  
800.438-9581 ■ 816.737-2801 fax  
sgaa@kcnet.com ■ www.stainedglass.org



SGAA Stained Glass  
School  
10009 East 62nd Street  
Raytown, MO 64133  
800.438-9581  
816.3737-2801 fax  
school@stainedglass.org  
www.stainedglass.org



Venture Tape  
30 Commerce Road  
Rockland, MA 02370  
781.331-5900  
781.871-0065 fax  
www.venturetape.com  
sales@venturetape.com



Modern Litho-Print Co.  
6009 Stertzer Road  
Jefferson City, MO 65101  
(800) 456-5867  
www.modernlitho.com



Evenheat Kiln, Inc.  
6949 Legion Road  
Caseville, MI 48725  
989.856-2282  
www.evenheat-kiln.com  
info@evenheat-kiln.com



DHD Metals, Inc.  
PO Box 165  
Conyers, GA 30012  
800.428.6693  
770.760.9032 fax



Gemini Saw Company  
3300 Kashiwa Street  
Torrance, CA 90505  
310.891-0288  
geminisaw.com  
gemini.saw@gte.net



J. Sussman, Inc.  
109-10 180th Street  
Jamaica, NY 11433  
(718) 297-0228  
(718) 297-3090 fax  
sales@jsussmaninc.com



S.A. Bendheim  
61 Willett St.  
Passaic, NJ 07055  
800.221.7379  
973.471.1733  
973.471.1640 fax  
www.bendheim.com  
info@bendheim.com



MAYCO Industries  
A Subsidiary of Metalico Inc.  
18 West Oxmoor Road ■ PO Box 19397  
Birmingham, AL 35219  
sales@maycoindustries.com  
www.maycoindustries.com

## Reusché & Co. of T.W.S. Inc.

Reusche & Co. of TWS, Inc.  
1299 H Street  
Greeley, CO 80631  
970.346.8577  
970.346.8575 fax  
www.reuscheco.com  
info@reuscheco.com

Conference information begins on page 16 of this issue.

The Annual Summer Conference of the Stained Glass Association of America would not be possible without the support of these businesses.